



BIPOD TUTORIAL



1. Pull down the screw and
unfold the pod



2. Spin the bipod extremities
to extend them






3. untighten the scroll wheel down to max

4. Push the little lever on the right to open the bipod top. Put the ProTubeVR tube inside the bipod



The ProTubeVR logo  need to be in front of you when you hold the ProTubeVR

5. tighten the scroll wheel to adjust and tie the bipod



Enjoy feeling the game !

ProTubeVR team.